

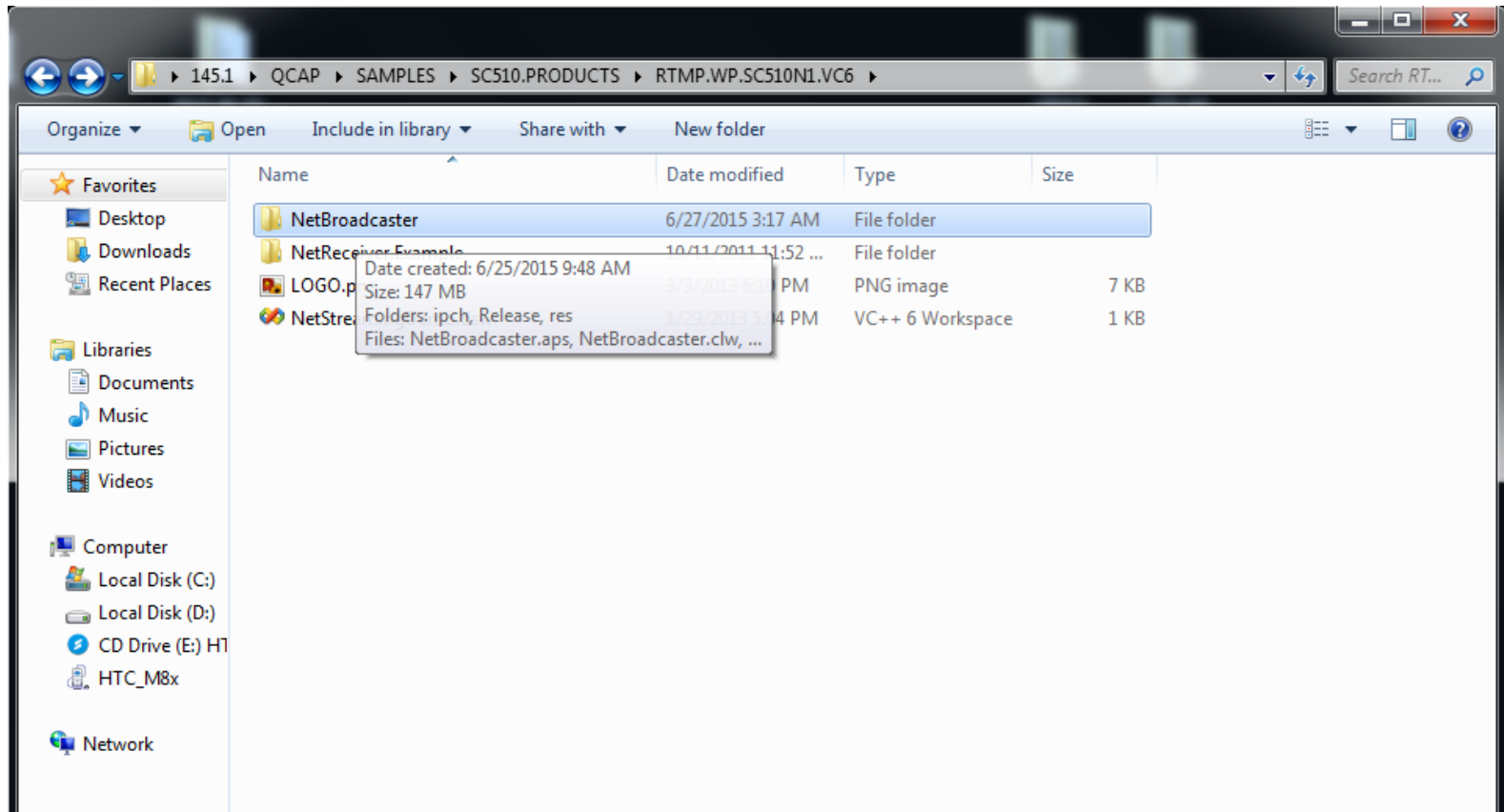
# **QCAP Manual - RTMP Web Portal to Facebook Live Guide ENG 1.1.0.166.6**

## **◆ Introduction**

- We will guide user how do RTMP Publish to Facebook live streaming .

# RTMP Web Portal to Facebook Live

1. Select Demo Sample RTMP.WP.Sample of NetBroadcast folder.



# RTMP Web Portal to Facebook Live

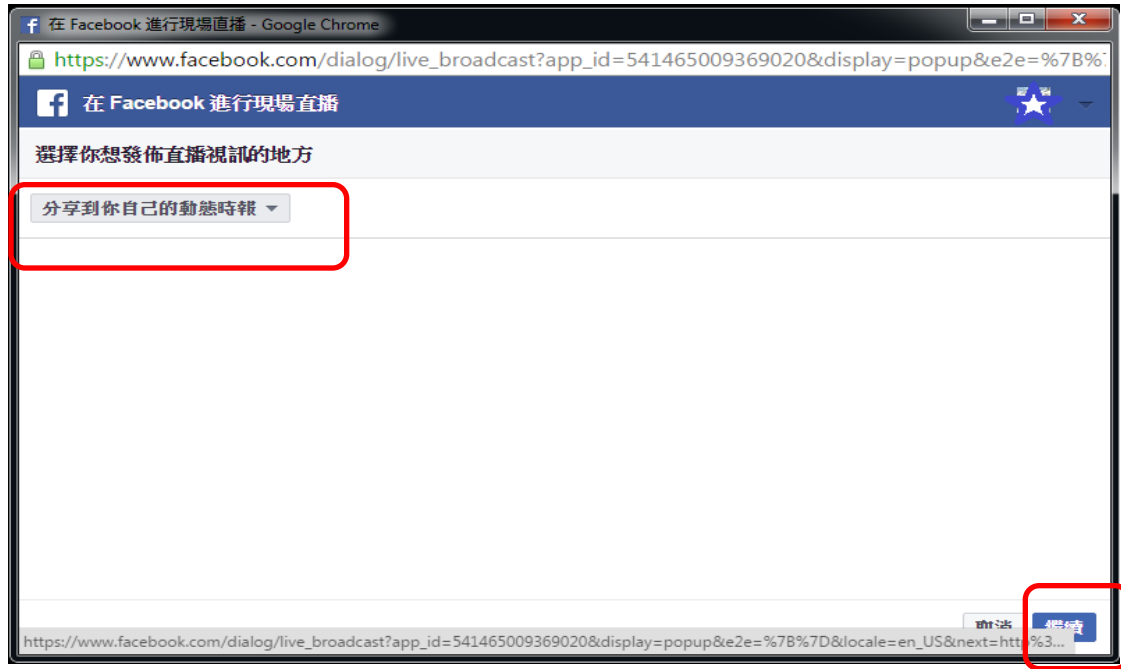
2. Click Live Events of Facebook button on web site.

<http://tutou.tw/facebook-livestream-on-pc>.



# RTMP Web Portal to Facebook Live

### 3. Create New Live Events.



# RTMP Web Portal to Facebook Live

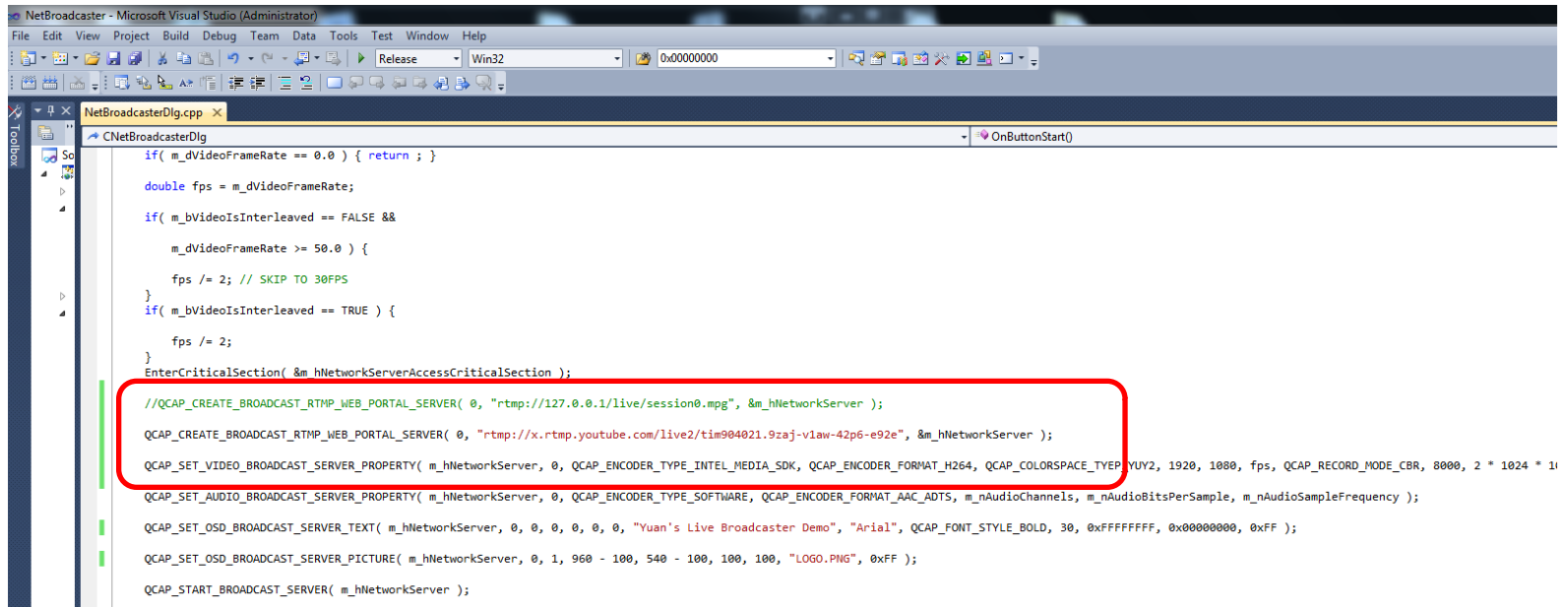
4. Copy RTMP URL and RTMP Stream.

For Example : **RTMP URL/ RTMP Stream**



# RTMP Web Portal to Facebook Live

## 5. Enter RTMP URL addresses.



```
NetBroadcaster - Microsoft Visual Studio (Administrator)
File Edit View Project Build Debug Team Data Tools Test Window Help
Release Win32 0x00000000
NetBroadcasterDlg.cpp
CNetBroadcasterDlg OnButtonStart()

if( m_dVideoFrameRate == 0.0 ) { return ; }

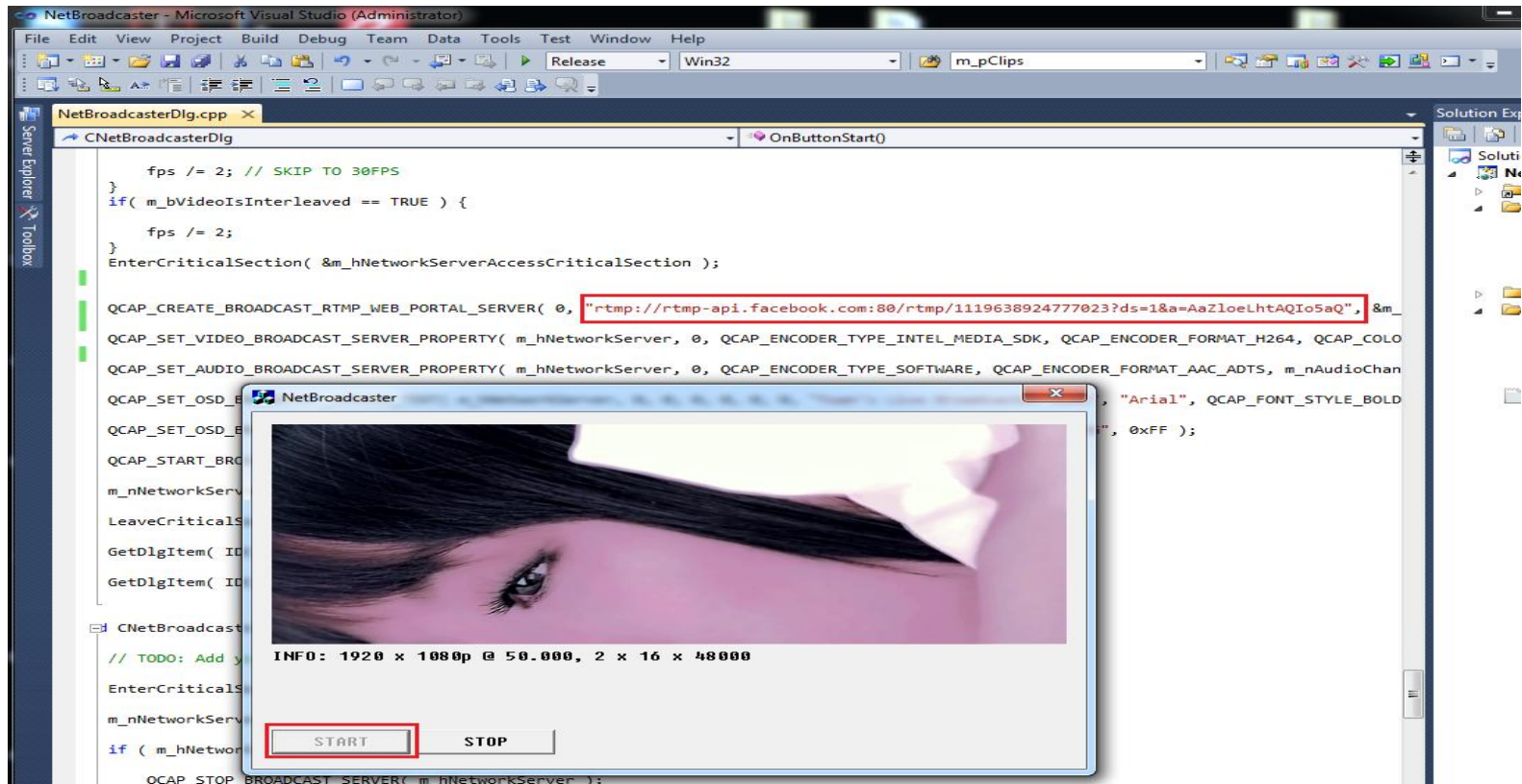
double fps = m_dVideoFrameRate;

if( m_bVideoIsInterleaved == FALSE &&
    m_dVideoFrameRate >= 50.0 ) {
    fps /= 2; // SKIP TO 30FPS
}
if( m_bVideoIsInterleaved == TRUE ) {
    fps /= 2;
}
EnterCriticalSection( &m_hNetworkServerAccessCriticalSection );

//QCAP_CREATE_BROADCAST_RTMP_WEB_PORTAL_SERVER( 0, "rtmp://127.0.0.1/live/session0.mpg", &m_hNetworkServer );
QCAP_CREATE_BROADCAST_RTMP_WEB_PORTAL_SERVER( 0, "rtmp://x.rtmp.youtube.com/live2/tim904021.9zaj-v1aw-42p6-e92e", &m_hNetworkServer );
QCAP_SET_VIDEO_BROADCAST_SERVER_PROPERTY( m_hNetworkServer, 0, QCAP_ENCODER_TYPE_INTEL_MEDIA_SDK, QCAP_ENCODER_FORMAT_H264, QCAP_COLORSPACE_TYEP_YUY2, 1920, 1080, fps, QCAP_RECORD_MODE_CBR, 8000, 2 * 1024 * 1024 );
QCAP_SET_AUDIO_BROADCAST_SERVER_PROPERTY( m_hNetworkServer, 0, QCAP_ENCODER_TYPE_SOFTWARE, QCAP_ENCODER_FORMAT_AAC_ADTS, m_nAudioChannels, m_nAudioBitsPerSample, m_nAudioSampleFrequency );
QCAP_SET_OSD_BROADCAST_SERVER_TEXT( m_hNetworkServer, 0, 0, 0, 0, 0, 0, "Yuan's Live Broadcaster Demo", "Arial", QCAP_FONT_STYLE_BOLD, 30, 0xFFFFFFFF, 0x00000000, 0xFF );
QCAP_SET_OSD_BROADCAST_SERVER_PICTURE( m_hNetworkServer, 0, 1, 960 - 100, 540 - 100, 100, 100, "LOGO.PNG", 0xFF );
QCAP_START_BROADCAST_SERVER( m_hNetworkServer );
```

# RTMP Web Portal to Facebook Live

## 6. Start RTMP Web Portal Streaming.



# RTMP Web Portal to Facebook Live

## 7. Start Live Streaming on Facebook.





# RTMP Web Portal to Facebook Live

8. You Will See Live Streaming on YouTube.

